

Epping Forest LCTS Consultation 2018/19

Respondents: 267 displayed, 267 total

Status: Closed

Launched Date: 18/08/2017

Closed Date: 27/10/2017

1. I have read the background information (above) about the Local Council Tax Support Scheme:

	Response Total	Response Percent	Points	Avg
Yes	93	97%	n/a	n/a
No	2	2%	n/a	n/a
Total Respondents		96		
(skipped this question)		171		

2. Do you currently receive Local Council Tax Support?

	Response Total	Response Percent	Points	Avg
Yes	11	12%	n/a	n/a
No	81	86%	n/a	n/a
Don't Know	2	2%	n/a	n/a
Total Respondents		94	100%	
(skipped this question)		173		

3. Do you agree with Option 1?

	Response Total	Response Percent	Points	Avg
Yes	44	59%	n/a	n/a
No	19	26%	n/a	n/a
Don't know	11	15%	n/a	n/a
Total Respondents		74	100%	
(skipped this question)		193		

4. If you disagree what alternative would you propose?

Total Respondents	11
(skipped this question)	256

Comments on Option 1

Leaving this part of the scheme as it is.

Fixing the period will avoid re-calculating each time, as an individual I would want it set so I know where I am financially each month. From the Council perspective it would be similar too rather than constant changes for everyone.

It is not clear within this consultation what the other options for consideration are - so I can't agree with option 1 until I know what the other options are

3 month fixed

As E.S.A benefits have been reduced, and the cost of living increases, people like myself would struggle to survive. More help is required, not less. This would have a detrimental affect on the health of all those who CANNOT work to make ends meet.

When it is recalculated if the person is entitled to an increase of council tax benefit then they shoul receive it backdated

Find a proposal that makes people's life better not worse. Just pretend we are talking about the royal family, everyone should be important

Regular assessments

Go ahead with Fixed Period Assessments but allow for separate support prior to the new assessment period if necessary. Think of it like an Income Tax Claim to Reduce.

Bi, or tri- monthly assessment periods would be fairer and still reduce costs.

Needs to be a fixed monthly amount to allow people to budget more easily and not leave vulnerable people in situations where they are disadvantaged.

5. Do you agree with Option 2?

	Response Total	Response Percent	Points	Avg
Yes	56	85%	n/a	n/a
No	6	9%	n/a	n/a
Don't Know	4	6%	n/a	n/a
Total Respondents		66	100%	
(skipped this question)			201	

6. If you disagree what alternative would you propose?

Total Respondents	1
(skipped this question)	266

Comments on option 2

Again it is not clear how many options I am allowed to agree with - the concept of options would suggest that I have to choose only one. It would appear now that they are separate proposals and not mutually exclusive

7. Do you agree with the option 3?

	Response Total	Response Percent	Points	Avg
Yes	56	77%	n/a	n/a
No	7	10%	n/a	n/a
Don't know	10	14%	n/a	n/a
Total Respondents		73	100%	
(skipped this question)			194	

8. If you disagree what alternative would you propose?

No responses were entered for this question.	
Total Respondents	0
(skipped this question)	267

9. Should the Council keep the current scheme and funding arrangements for Local Council Tax Support?

	Response Total	Response Percent	Points	Avg
Yes	33	65%	n/a	n/a
No	12	24%	n/a	n/a
Don't know	6	12%	n/a	n/a
Total Respondents		51	100%	
(skipped this question)			216	

10. If no, please use the space below to explain how you would like the Council to consider changing the scheme. This may be either to make the scheme less generous and reduce the Council's bill for Local Council Tax Support, or to make the scheme more generous so that the Council's bill for Local Council Tax Support is increased.

Total Respondents	9
(skipped this question)	258

Comments on alternative changes that can be made

Support should be limited to a maximum of 50% and the saving used to keep council tax low for those that pay the full charge!

Could the Council look at reducing the cost of the higher management salaries to help the less fortunate person impacted by the proposed changes? How about identifying savings in other areas of the Council's interventions? What happens to the savings in street lighting which has been implemented for at least 2 years in Epping? Could you that be employed to mitigate impact of the council tax scheme on the most vulnerable members?

The council should use the funds that they have available for this purpose without having to increase the budget by cutting services or increasing council tax. This may mean that the scheme therefore becomes less generous.

Less generous so reduce council tax bill reduced for all

I would like to see the council make the scheme more generous. Help the tenants who need it. Money can easily be saved by, less quaffing at unnecessary private functions which only benefit the Bigwigs, and not the general public.

People that can't work due to disability and of working age should get 100% benefit not 75% as able bodied working age people do.

i consider the Council should contemplate making the scheme more generous, for instance by restoring the deduction rate to 20%.

More generous

There should be 100% Local Council Tax Support. The least well off, particularly those who have to claim in-work benefits, shouldn't have to worry about Council Tax.

11. Do you think we should choose any of the following options to fund the scheme or make it more generous rather than continuing with the current scheme and funding arrangements? Please select one answer for each source of funding.

	Yes	No	Dont Know	Response Total	Points	Avg
Increase the level of Council Tax	40.82% (20)	48.98% (24)	10.2% (5)	49	n/a	n/a
Find savings from cutting other Council services	15.91% (7)	72.73% (32)	11.36% (5)	44	n/a	n/a
Use the council's savings	34.78% (16)	54.35% (25)	10.87% (5)	46	n/a	n/a
Total Respondents				49		
(skipped this question)				218		

12. If the Council were to choose these other options to fund the scheme or to make the scheme more generous, what would be your order of preference? Please rank in order of preference by writing a number from 1 – 3 in the boxes below, where 1 is the option that you would most prefer and 3 is the least.

	Ranking Average	
Increase the level of Council Tax	1.91	
Reduce funding available for other Council services	2.4	
Use the Council's savings	1.7	
Total Respondents		47
(skipped this question)		220

13. Please use the space below if you would like the Council to consider any other funding options (please state).

Total Respondents	8
(skipped this question)	259

Comments on funding options

Increase the Council Tax charge for properties in the highest Council Tax band. Even a small increase would generate more income that could be used for funding the scheme to help the poorest in the district.

Reduction, or freezing of higher management salaries to accommodate the most needy. What happened to the night street lighting savings? Could those not be used against the new council tax scheme? Could other savings be identified within the Council's operation and management? Make more use of the Council's assets to generate cash flow income.

I'm not sure what options could be available if any.

More help should be offered to those of us in need of extra help with travel and isolation problems

Efficiency savings. And looking at what other councils have done to support LCTS. Or keeping the present scheme but expanding the EHP scheme.

Lobby the government for a more generous settlement.

Introduce a Land Value Tax (or Land Value Capture) which would eliminate Council Tax and Businesses Rates and increase revenue going to the council.

A levy on private house builders - there is a lot of new building in the district and the properties are beyond the price reach of a large percentage of the local people.

14. If you have any further comments to make regarding the Local Council Tax Support scheme that you haven't had opportunity to raise elsewhere, please use the space below.

Total Respondents	6
(skipped this question)	261

Other comments

See note 13. I think that the people in the highest Council Tax bands (in theory the most well-off in the district) should have an increase in their Council Tax charge to help fund the benefit scheme to help the poorest.

Debts from non payments should be individually assessed instead of bailiffs knocking on the door and imprisonment threats being made. Even with reduced council tax a lot of us on benefits struggle to pay every month our money that we have to pay towards it....it's either feed our family or go to prison for non payment.

any increase in the budget would have to be met by cutting back on services or an increase in council tax. Just because people may not be receiving benefits does not mean they may not be struggling to make ends meet and every bill that rises makes it harder to do so.

The problem I have with this consultation is that there are no numbers on it. There is no impact assessment. For instance, if the reduction was restored to 20% what would that actually cost? And what would that figure mean in increased council tax? If savings were used what impact would that have? How much does the council have in savings? How much does it need?

EFDC has do nothing to protect the most venerable in our community - the working aged disabled from these cuts. While pensioners are protected from these cuts, working aged disabled people are not. More must be done to protect this people.

The most important thing is to deliver it quickly to those in need.

15. Are you, or someone in your household, getting a Council Tax Reduction at this time?

		Response Total	Response Percent	Points	Avg
Yes		10	21%	n/a	n/a
No		38	79%	n/a	n/a
Don't know		0	0%	n/a	n/a
Total Respondents		48	100%		
			(skipped this question)	219	

16. Are you...?

		Response Total	Response Percent	Points	Avg
Male		20	42%	n/a	n/a
Female		24	50%	n/a	n/a
Prefer not to say		4	8%	n/a	n/a
Total Respondents		48	100%		
			(skipped this question)	219	

17. Age



	Response Total	Response Percent	Points	Avg
18 - 24	0	0%	n/a	n/a
25 - 34	4	8%	n/a	n/a
35 - 44	10	21%	n/a	n/a
45 - 54	13	27%	n/a	n/a
55 - 64	6	12%	n/a	n/a
65 - 74	8	17%	n/a	n/a
75 - 84	1	2%	n/a	n/a
85+	1	2%	n/a	n/a
Prefer not to say	5	10%	n/a	n/a
Total Respondents		48	100%	
(skipped this question)			219	

18. Status:



	Response Total	Response Percent	Points	Avg
Married	22	46%	n/a	n/a
Single	13	27%	n/a	n/a
Widowed	1	2%	n/a	n/a
Prefer not to say	7	15%	n/a	n/a
Other, please state view	5	10%	n/a	n/a
Total Respondents		48	100%	
(skipped this question)			219	

19. Ethnicity:



	Response Total	Response Percent	Points	Avg
White British	41	85%	n/a	n/a
White Irish	1	2%	n/a	n/a
White Other	1	2%	n/a	n/a
Gypsy / Roma	0	0%	n/a	n/a
Traveller of Irish Heritage	0	0%	n/a	n/a
Black or Black British African	0	0%	n/a	n/a
Black or Black British Caribbean	0	0%	n/a	n/a
Mixed White/Black African	0	0%	n/a	n/a
Mixed White/Black Caribbean	0	0%	n/a	n/a
Black Other	0	0%	n/a	n/a
Asian or Asian British Pakistani	0	0%	n/a	n/a
Asian or Asian British Indian	1	2%	n/a	n/a
Asian or Asian British Other	0	0%	n/a	n/a
Mixed White/Asian	0	0%	n/a	n/a
Asian Other	0	0%	n/a	n/a
Chinese	0	0%	n/a	n/a
Mixed Other	0	0%	n/a	n/a

Not Known		0	0%	n/a	n/a
Prefer not to say		3	6%	n/a	n/a
Other, please specify	 view	1	2%	n/a	n/a
Total Respondents		48	100%		
(skipped this question)				219	


20. Do you consider yourself to have a physical impairment?

		Response Total	Response Percent	Points	Avg
Yes		7	15%	n/a	n/a
No		41	85%	n/a	n/a
Total Respondents		48	100%		
(skipped this question)				219	



21. Do you consider yourself to have a sensory impairment?

		Response Total	Response Percent	Points	Avg
Yes		3	6%	n/a	n/a
No		44	94%	n/a	n/a
Total Respondents		47	100%		
(skipped this question)				220	

22. Do you consider yourself to have a learning difficulty or disability?

		Response Total	Response Percent	Points	Avg
Yes		1	2%	n/a	n/a
No		45	98%	n/a	n/a
Total Respondents		46	100%		
(skipped this question)				221	

23. Do you consider yourself to have any mental health needs?

		Response Total	Response Percent	Points	Avg
Yes		6	12%	n/a	n/a
No		42	88%	n/a	n/a
Total Respondents		48	100%		
(skipped this question)				219	